

SAFETY SAVES THE DAY!

How to be a Fire Safety Hero at home.



SAFETY SAVES THE DAY!

How to be a Fire Safety Hero at home.

This book belongs to:

Join Kidde on our mission to help families everywhere make fire safety a priority and keep children safe at home. To learn how you can help protect your family and get involved, visit causeforalarm.uk.





**Home is a place to laugh,
learn and play...**

**And make the most
of every day.**



**To help have a home
as great as can be...**

**Real heroes all learn
about fire safety.**

**Rule one is big.
Don't play with flames or with fires...**



**And tell an adult
when you find matches or lighters.**



**It may seem like you're just having fun...
But fire can easily hurt someone.**





**That's why having smoke alarms
is always smart.**

**They beep loud to warn you
when a fire does start.**

**If you hear beeps that last,
remember – don't hide.**

**Get out of the house,
and stay safe outside!**



**Fires can burn fast, so there's no time to wait.
Follow these tips to make sure you stay safe.**



**To keep under the smoke,
stay low and don't stand.**

**And check the knob on closed doors
with the back of your hand.**



**If it's hot, you'll have to find
a new way to go.**

**A lot of the time,
that's the nearest window.**

**Second-floor rooms should have a
fire escape ladder around...**

**Just attach to the window, unroll
and climb down!**





**Once you get outside,
stay safe and don't roam...**

**Meet family at a special spot
away from your home.**

ONE!



TWO!



To make it all easy,
just remember the “twos”:

Like knowing two ways
to get out of each room.

Then practice your plan two days every year...



**In the day and the night,
so there's little to fear.**





**Now if there's a fire,
you won't have to be scared...**

**Because you know that you're ready
and your family's prepared.**

A vibrant illustration featuring four diverse children of various ethnicities and ages. They are all smiling and holding a large, bright yellow shield that dominates the center of the image. The shield has the words 'FIRE SAFETY HERO' written on it in large, bold, white capital letters with a brown drop shadow. The background is a light green with white brushstroke-like patterns and scattered colorful confetti in shades of purple, red, blue, yellow, and green. The children are positioned around the shield: a boy with brown hair and a pink shirt at the top left, a girl with dark hair in two buns and a green headband at the top right, a girl with blonde pigtails and a blue shirt at the bottom left, and a boy with black hair and glasses at the bottom right.

FIRE SAFETY HERO

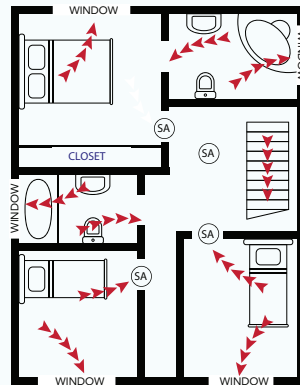
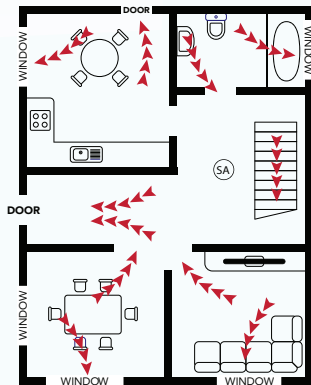
**And since your knowledge
of fire safety just grew...**

**Guess what? Now you're
a Fire Safety Hero, too!**



HOW TO MAKE A HOME FIRE SAFETY PLAN

- Draw a map of your home. Show all doors and windows.
- Visit each room. Find two ways out.
- All windows and doors should open easily. You should be able to use them to get outside.
- Make sure your home has smoke alarms. Push the test button to make sure each alarm is working.
- Pick a meeting place outside. It should be in front of your home. Everyone will meet at the meeting place.
- Make sure your house or building number can be seen from the street.
- Talk about your plan with everyone in your home.
- Make sure everyone in your home knows how to dial 911 or your local emergency number.
- Practice your home fire drill!
- Make your own home fire escape plan using the grid provided.

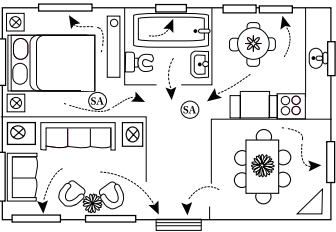


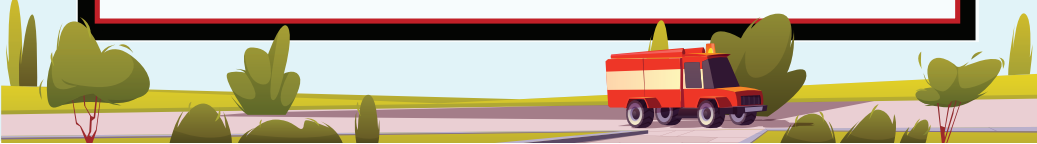
HOW TO MAKE A HOME SAFETY PLAN



DRAW A FLOOR PLAN OR A MAP OF YOUR HOME.

- Show all doors and windows.
- Mark two ways out of each room.
- Mark all of the smoke alarms with SA. Smoke alarms should be in each sleeping room, outside each sleeping area, and on every level of the home.
- Pick a family meeting place outside where everyone can meet.
- Remember, practice your plan at least twice a year!







FIRE SAFETY WORD SEARCH





Q B E H A L A R M W
M E T P Y K X G G Y
O E N R Z O A R J U
U P E S C A P E E E K
T S Y K D Q C I X Y
S D D B X R V P I F
I S A F E T Y P T I
D B S M O K E L C R
E O V G Z F M A I E
L A D D E R N N V H

Alarm
Fire
Smoke
Outside

Exit
Plan
Safety

Beeps
Escape
Ladder







A SONG ABOUT SAFETY!

Did you know that Kidde also created a special song to help educate kids and families on how to get to safety when there's a fire?

To listen and find more fire safety educational materials, visit causeforalarm.uk or scan the code!



