

Kidde Fire Protection Natura™ (400 Series) Inert Gas System Component Description



IG-541 Container Assembly

Effective: March 2022
KDS 38-41XXX1-541 Rev AC

FEATURES

- *Inert Gas Clean Agent Fire Suppression*
- *Safe for Personnel and Equipment*
- *Leaves No Residue*
- *Environmentally Friendly*
- *Release Unit offers Electric or Manual Actuation*
- *Two Available High-pressure (200 bar and 300 bar) Container Sizes*
- *For Approvals, see the "COMPATIBILITY" table.*
- *REACH and RoHS compliant*

DESCRIPTION

Kidde Fire Protection Natura™ (400 Series) Inert Gas System (Natura IGS system) using IG-541 (herein referred to as Agent) are fixed fire extinguishing systems that use an inert gaseous mixture of 52% Nitrogen, 40% Argon, and 8% Carbon Dioxide (IG-541), UN number 1956. Specification for IG-541 is a Nitrogen/Argon/Carbon Dioxide 52%/40%/8% ratio by volume.

Kidde Natura IGS uses steel cylinders for gas storage. Each container is manufactured in accordance with ISO 9809-2 and certified to TPED and/or UN/DOT.

Each container is fitted with a pressure operated Kidde High Pressure container valve. The valve assembly is equipped with a safety burst disc in compliance with DOT and/or TPED requirements. Each container valve has connection ports for the release unit or slave gauge assembly, pilot line actuation hoses, and an agent discharge port.

Each container and valve assembly is provided with an anti-recoil cap and a Safety Transport cap (Designed and tested to ISO 11117) as a safety feature designed to pre-vent uncontrolled, accidental discharge and damage during transport.

Standard containers are available in volumes of 80 litres filled with agent at pressures of 200 bar or 300 bar at a filling temperature of 15°C and 140 litres filled with agent at pressures of 300 bar at a filling temperature of 15°C.

The containers are provided with the body painted red and green shoulder, with agency markings where applicable.

Figure 1 represents a typical container assemblies.

Operating temperature ranges of:

- ISO 14520 / EN 15004: -20° to 50°C (-4° to 122°F)
- FM Approved / UL Listed: -20° to 54°C (-4° to 130°F)*

*Unless superseded by local/national standards



The anti-recoil cap and Safety Transport cap must be fitted whenever a valve is not connected to the piping system, or if the container brackets are to be removed. Failure to install the safety cap could result in violent movement of the container in the event of inadvertent actuation. Failure to follow these instructions could cause death, personal injury and/or property damage.

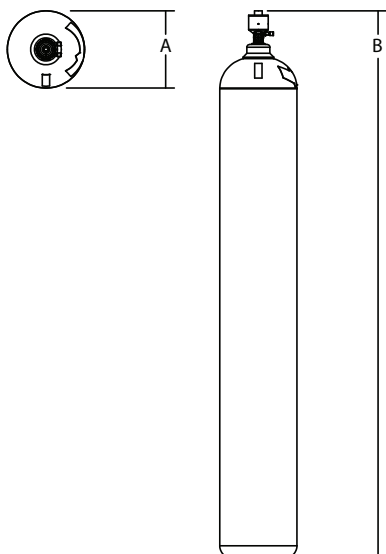


Figure 1. Typical Cylinder Assembly

Part Number	Capacity	Approximate Empty Weights	
		kg	lb
38-4180X1-541	80 L	103.0	227.1
38-4114X1-541	140 L	198.0	436.52
Part Number	Capacity	Approx. Filled Weight	
		kg	lb
38-418021-541	80 L	126.6	279.1
38-418031-541	80 L	136.1	300.0
38-411431-541	140 L	255.9	564.1
Part Number	Capacity	Height (B)	
		in	mm
38-4180X1-541	80 L	74	1880
38-4114X1-541	140 L	73.4	1865
Part Number	Capacity	Diameter (A)	
		in	mm
38-4180X1-541	80 L	10.51	267
38-4114X1-541	140 L	14.17	360
Part Number	Capacity	Volume	
		in ³	m ³
38-4180X1-541	80 L	4882	0.08
38-4114X1-541	140 L	8543.32	0.14

Note: Agent choice does not impact container dimensions.

CONTAINER VALVES

Kidde Natura IGS uses a pneumatically operated high pressure container valve, designed for an operating pressure of up to 366 bar (tested and CE marked according to EN 12094-4, tested and PI marked according to ATR D 2/11 (TPED)).

Each valve includes quick connect connectors for the pilot actuation line to allow pneumatic opening of the valve. Each master container in the bank will be fitted with an electrical/manual release unit.

A pressure gauge/switch included in the release unit or slave container gauge assembly provides local and optional remote monitoring of the container pressure. Normally the gauge/switch is electrically connected in a single loop configuration for common remote monitoring. After a discharge the container valve will close automatically when the pressure has fallen to < 3 bar. The residual gas content will prevent ingress of moisture ensuring the inside of the container will remain dry, thus providing protection against corrosion. Figure 2 represents valve arrangement.

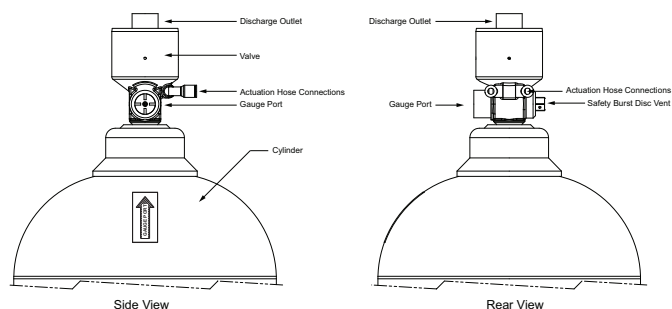


Figure 2. Valve General Arrangement

PRESSURE VERSUS TEMPERATURE FORMULAS

The following table lists the Agent pressure versus temperature formulas for IG-541.

Temp. Unit	200 bar	300 bar
°F	$P = 0.616(t) + 163.6$	$P = 1.019(t) + 239.7$
°C	$P = 1.108(t) + 183.3$	$P = 1.835(t) + 272.4$

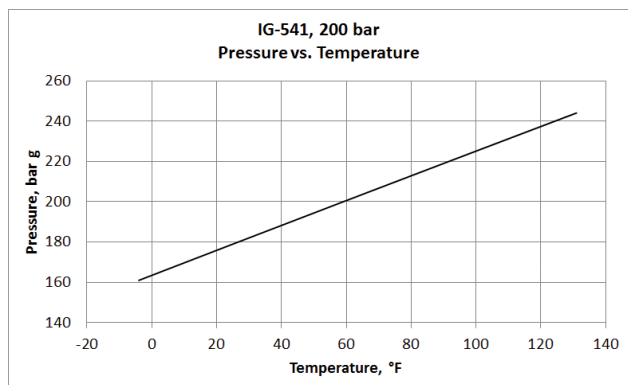


Figure 3. IG-541 Pressure/Temperature Curve Isometric Diagram for 200 bar, U.S. Customary Units

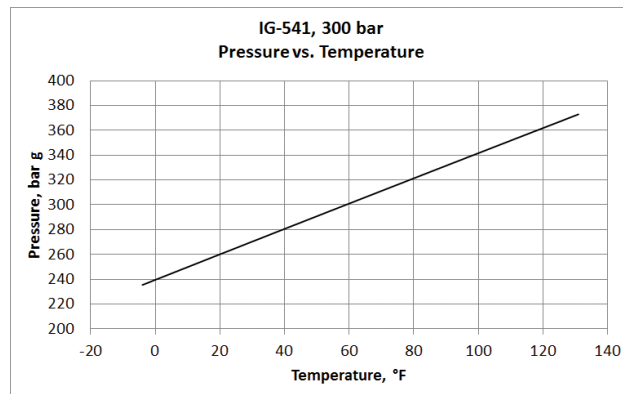


Figure 5. IG-541 Pressure/Temperature Curve Isometric Diagram for 300 bar, U.S. Customary Units

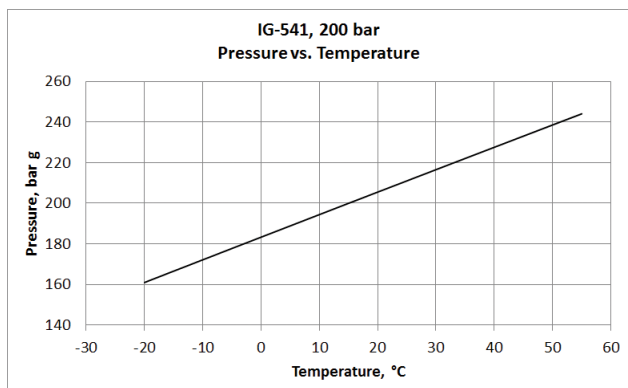


Figure 4. IG-541 Pressure/Temperature Curve Isometric Diagram for 200 bar, SI Units

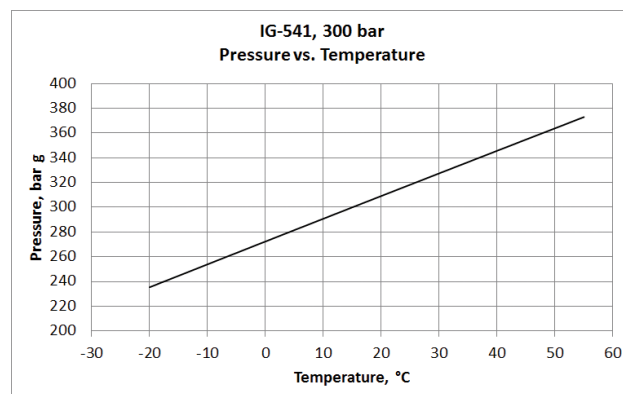


Figure 6. IG-541 Pressure/Temperature Curve Isometric Diagram for 300 bar, SI Units

PURITY

Each element shall conform to the following purity specification:

Nitrogen:

- Nitrogen greater than or equal to 99.7%
- Oxygen less than or equal to 10 ppm.
- Water less than or equal to 10 ppm.

Argon:

- Argon greater than or equal to 99.99%.
- Oxygen less than or equal to 10 ppm.
- Water less than or equal to 10 ppm.

Carbon Dioxide:

- Carbon Dioxide greater than or equal to 99.7%
- Oxygen less than or equal to 10 ppm.
- Water less than or equal to 10 ppm.

Note: Only principal contaminants are shown. Other measurements may include: Carbon Monoxide, Carbon Dioxide, Nitrogen Oxide, and Nitrogen Dioxide most < 20 ppm.

COMPATIBILITY

Series	DIOM P/N	Approvals*
Natura IGS system	06-237518-001	LPCB, FM, UL
* For additional listings, contact Kidde Fire Protection		

ORDERING INFORMATION

Use the following part numbers when ordering cylinders.

Part Number	Description
38-418021-541	Kidde Fire Protection Branded 80L Container filled with IG-541 to 200 bar
38-418031-541	Kidde Fire Protection Branded 80L Container filled with IG-541 to 300 bar
38-411431-541	Kidde Fire Protection Branded 140L Container filled with IG-541 to 300 bar

SPARE PARTS FOR CONTAINERS

The following spare parts are available for the container:

Part Number	Description
38-400011-001	Anti-recoil cap, with actuation test pin
15-9604-0011	Safety Transport Cap for 80L containers
15-9604-0014	Safety Transport Cap for 140L containers

All trademarks are property of their respective owners.

This literature is provided for informational purposes only. KIDDE-FENWAL, INC. believes this data to be accurate, but it is published and presented without any guarantee or warranty whatsoever. KIDDE-FENWAL, INC. assumes no responsibility for the product's suitability for a particular application. The fire suppression system design, installation, maintenance, service and troubleshooting must be performed by trained, authorized Kidde Fire Protection distributors for the product to work correctly. If you need more information on this product, or if you have a particular problem or question, contact Kidde Fire Protection, Buckinghamshire, HP14 3SX, United Kingdom. Telephone: +44 (0)1494 480410.

